


DIGITAL RESOURCE

PANGNGALAN

Pantangí o Pambalana



©TheLearningCorner.co
Please feel free to share this resource by
linking them to our website.

[The Learning Corner](http://TheLearningCorner.co)

Fonts by: [Kimberly Geswein](#) and [Khrys Bosland](#)

DIGITAL RESOURCE


Thank you for downloading this activity!

Here's the link to the Google Slides.

[Click here to get the activity.](#)

You should make your own copy of this slide.

If you need help downloading or sharing this resource in your Google classroom, please see the next few slides.



©TheLearningCorner.co

Please feel free to share this resource by linking them to our website.

[The Learning Corner](#)

Fonts by: [Kimberly Geswein](#) and [Khrys Bosland](#)

INSTRUCTIONS

- ✓ Make sure you are logged in to your Google account.
- ✓ Once you click on the link, you will see this page.
- ✓ Please click on Make a Copy.

Google Drive

Copy document

Would you like to make a copy of Candy Counting Activity?

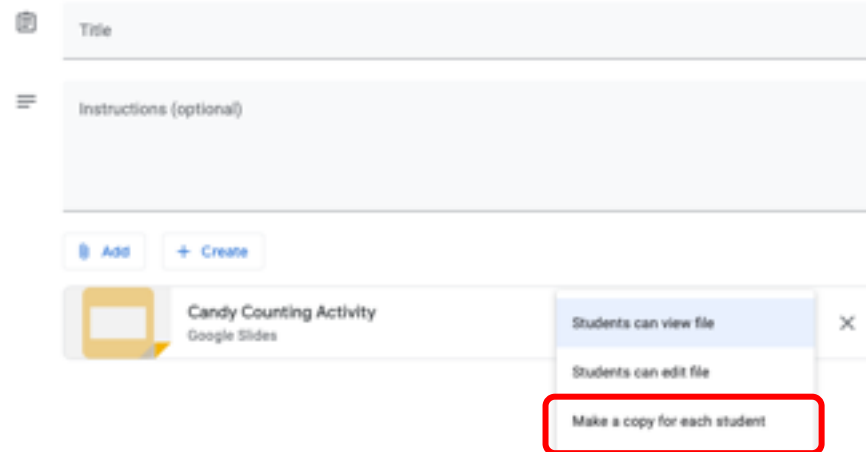
Make a copy



INSTRUCTIONS

If you are a teacher and would like to share this with you class in Google classroom, then:

- ✓ Go to your Classroom.
- ✓ Click on Classwork.
- ✓ Click on 'Create' and choose 'Assignment'.
- ✓ Click on 'Add' and choose Google Drive.
- ✓ Look for the file you just copied and click 'Add'.
- ✓ Choose 'Make a copy for each student' when you post.



*Choosing to 'Make a copy for each student' will allow your students to edit their own files without actually moving anything from the master copy.